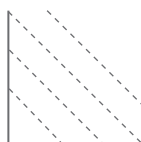
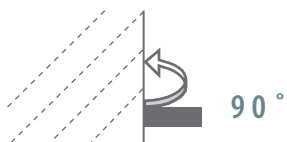
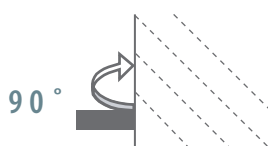
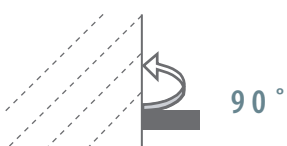


SCHERENGITTER – MONTAGEVARIANTEN

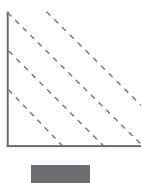
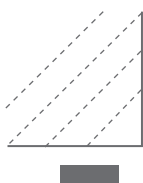
Einflügelig Scherengitter – schwenkbar um 90°



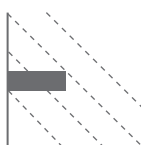
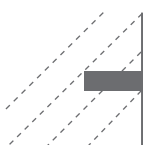
Zweiflügelig Scherengitter – schwenkbar um 90°



Zweiflügelig Scherengitter – nicht schwenkbar



Zweiflügelig eingebaute Scherengitter



Zweiflügelig Scherengitter – schwenkbar um 180°

